

GRADE 4

THREE PIECES: one chosen by the candidate from each of the three Lists, **A**, **B** and **C**; for further details see pages 14–16

	COMPOSER	PIECE / WORK / ARRANGER	PUBLICATION (PUBLISHER)
A	1 J. S. Bach	Allegro (from <i>Brandenburg Concerto No. 5</i>), arr. Sciortino	Pièces Classiques, Vol. 2 for Bassoon (Billaudot)
	2 G. Farnaby	Tower Hill, arr. Sheen	Going Solo for Bassoon (Faber)
	3 Galliard	Spiritoso e staccato a tempo moderato (2nd movt from <i>Sonata No.1 in A minor</i>)	Galliard: Sonata No.1 in A minor (Hinrichsen) or Galliard: Six Sonatas, Vol. 1 (IMC)
	4 Khachaturian	Dance of the Young Maidens (from <i>Gayane</i>), arr. Denley	Time Pieces for Bassoon, Vol. 2 (ABRSM)
	5 Mozart	Menuetto e Trio (from <i>Serenade in B♭</i> , K. 361), arr. Denley	Time Pieces for Bassoon, Vol. 2 (ABRSM)
	6 Peter Lawrance	Allegro ma non troppo (No. 8 from <i>Featuring Melody for Bassoon</i>) SOLO	Peter Lawrance: Featuring Melody for Bassoon (Brass Wind)
	7 Mercy	Minuetto (from <i>Sonata No. 5</i>)	Bassoon Solos, Vol. 1 (Chester)
	8 Rameau	Danse des Sauvages (from <i>Les Indes galantes</i>), arr. Denwood	16 Progressive Pieces for Bassoon (Emerson)
	9 Sarah Watts	Study in Sligo SOLO	Bassoon Hub (Kevin Mayhew)
	10 Weissenborn	Study in C (No.1 from <i>Bassoon Studies</i> , Op. 8, Vol. 1) SOLO	P.30 from Weissenborn: Bassoon Studies, Op. 8, Vol. 1 (Peters)
B	1 J. S. Bach	Sicilienne (from <i>Sonata No. 2 in E♭ for Flute</i>), arr. Lawton	The Young Bassoonist, Vol. 2 (OUP archive)
	2 Corelli	Sarabande, arr. Sciortino	Pièces Classiques, Vol. 2 for Bassoon (Billaudot)
	3 Schubert	Andante (from <i>Symphony No. 9</i>), arr. Sciortino	Pièces Classiques, Vol. 2 for Bassoon (Billaudot)
	4 P.-M. Dubois	Tropical	P.-M. Dubois: Tropical for Bassoon (Editions Rideau Rouge)
	5 Dvořák	Song to the Moon (from <i>Rusalka</i>), arr. Denley	Time Pieces for Bassoon, Vol. 2 (ABRSM)
	6 Ivor Foster	Serenade, Op.10 No.1	Ivor Foster: Serenade (Stainer & Bell)
	7 Willy Hess	Ländler (No.1 from <i>Seven Recital Pieces</i> , Vol. 1)	Willy Hess: Seven Recital Pieces, Vol. 1 (Hinrichsen)
	8 Jacob	L'Après-midi d'un dinosaure and A Little Waltz (from <i>Four Sketches</i>)	Jacob: Four Sketches (Emerson)
	9 Judyth Knight	Valse française	Judyth Knight: Valse française (Stainer & Bell)
	10 Merci	Cantabile (2nd movt from <i>Sonata in G minor</i> , Op. 3 No. 4)	Merci: Sonata in G minor, Op. 3 No. 4 (Schott)
C	1 Arrieu	Rusticana	Arrieu: Rusticana for Bassoon (Amphion)
	2 Bartók	Evening in the Country (from <i>10 Easy Pieces</i>), arr. Sheen	Going Solo for Bassoon (Faber)
	3 Bratton	The Teddy Bears' Picnic, arr. Denley	Time Pieces for Bassoon, Vol. 2 (ABRSM)
	4 Keith Ramon Cole	Pure Gold	Session Time for Bassoon (Boosey & Hawkes) !!!
	5 Dave Gale	Down the Dale (from <i>JazzFX for Bassoon</i>) SOLO	P.8 from Dave Gale: JazzFX for Bassoon (Brass Wind)
	6 Gounod	March of a Marionette, arr. Walters	Gounod: March of a Marionette for Bassoon (Rubank)
	7 H. Mancini	The Pink Panther (from <i>The Pink Panther</i>), arr. Galliford, Neuburg & Edmondson	Ultimate Movie Instrumental Solos for Trombone (Alfred), ♯ edition Ⓞ
	8 Michael Rose	Tango (from <i>A Miscellany for Bassoon, Book 2</i>)	Michael Rose: A Miscellany for Bassoon, Book 2 (ABRSM)
	9 Graham Sheen	Sea Song (No.19 from <i>26 Melodic Studies for Bassoon</i>) SOLO	Graham Sheen: 26 Melodic Studies for Bassoon (Emerson)
	10 Wechter	Spanish Flea, arr. Lawrance	Easy Winners for Bassoon (Brass Wind) !!! ◆

SCALES AND ARPEGGIOS: from memory; for further details (including examples) see pages 16–17 & 19

	RANGE	ARTICULATION (chosen by the examiner)
SCALES		
B \flat , D, E \flat , E, F majors	2 oct.	tongued / slurred
B, C, E, G minors (harmonic or melodic, at candidate's choice)		
CHROMATIC SCALE		
starting on F	2 oct.	tongued / slurred
ARPEGGIOS		
B \flat , D, E \flat , E, F majors	2 oct.	tongued / slurred
B, C, E, G minors		
DOMINANT SEVENTH (resolving on tonic)		
in the key of C	2 oct.	tongued / slurred

SIGHT-READING: a short piece of previously unseen music; for further details see pages 18 & 23–24

AURAL TESTS: given by the examiner from the piano; for further details see pages 143 & 146

3. Woodwind Practical Grades Syllabus from 2022

Introducing the syllabus

A number of changes have been made in the 2022 Woodwind Practical Grades Syllabus:

- The repertoire lists for all instruments have been refreshed with a mixture of new and retained pieces.
- The lists are now defined by musical characteristics, encouraging candidates to play a balanced selection of pieces and demonstrate a range of skills.
- Unaccompanied solos are now optional. They are included across the lists, according to their musical characteristics, and candidates may choose to perform up to two of them.
- A duet option is offered at Grades 1 to 3.
- Greater flexibility is now available for recorder players to play pieces on a different recorder.
- A new Adapted Instruments Policy has been introduced; instruments adapted for beginners can now be used in exams at any grade, as long as all the exam requirements can be met.

Some key exam information has also been updated or clarified.

The Scales and arpeggios, Sight-reading and Aural test requirements stay the same as the preceding syllabus.

Practical Grades: requirements and information

This syllabus is valid from 1 January 2022 until further notice.

This section provides a summary of the most important points that teachers and candidates need to know when taking ABRSM Practical Grades for woodwind. Further details, as well as administrative information about the exams, are given in ABRSM's Exam Regulations (available at www.abrsm.org/examregulations) which should be read before making an exam booking.

Instruments

The Practical Grades syllabus requirements have been designed for the standard instruments covered. ABRSM recognise that many learners start their musical journey by using an instrument specially adapted for younger/smaller players. We welcome the use of these instruments in our graded exams in accordance with the details set out in our Adapted Instruments Policy, available at www.abrsm.org/policies.

Please note that using an adapted instrument sounding in a key different to the standard instrument may restrict options in the Aural Tests at Grades 4 to 8 (see pages 146-150).

Other information about certain instruments covered by this syllabus is as follows.

Recorder: There are separate syllabuses for Descant (Soprano) and Treble (Alto) recorders. Descant Recorder exams are available at Grades 1 to 5 only.

Related instrument option:

- *Descant Recorder:* Candidates may play *one* of their three pieces on a tenor recorder *or* on a treble recorder (chosen from the corresponding grade of the Treble Recorder syllabus). If choosing a piece from the Treble Recorder syllabus, candidates must make sure that the requirement to play one piece from each of the three lists (A, B and C) is met.
- *Treble Recorder:* At Grades 1 to 5, candidates may play *one* of their three pieces on a descant recorder (chosen from the corresponding grade of the Descant Recorder syllabus). If choosing a piece from the Descant Recorder syllabus, candidates must make sure that the requirement to

play one piece from each of the three lists (A, B and C) is met. At Grades 6 to 8, candidates may play one of their three pieces on a different recorder (sopranino, descant, tenor or bass), where indicated in the Lists. Any pieces that require candidates to switch instruments are labelled with a plus (e.g. **TREBLE+DESCANT**) and do not count as taking the related instrument option.

There is no advantage to be gained over other candidates in taking this option, and all the other requirements must be played using the recorder on which the candidate has entered.

Clarinet: The majority of the pieces in this syllabus are published for clarinet in B \flat ; some pieces may be offered on a clarinet in A where the syllabus indicates a published edition for this instrument. Some pieces are published with an accompaniment for clarinet in C and these are indicated in the repertoire lists.

Bassoon: Some pieces are published with transposed accompaniments for bassoon sounding a fourth or fifth above concert pitch and these are indicated in the repertoire lists.

Saxophone: Candidates enter for an exam on Soprano, Alto, Tenor or Baritone Saxophone. There are separate repertoire lists for the E \flat and B \flat instruments; all other requirements are common to the four instruments.

Related instrument option: At all grades, candidates for any of the four saxophones (Soprano, Alto, Tenor, Baritone) have the option of playing one piece (from any list) on one of the other three. There is no advantage to be gained over other candidates in taking this option, and all the other requirements must be played using the saxophone on which the candidate has entered.

Some pieces and/or books listed refer to a specific saxophone. This information is included to accurately reflect published titles and to give an indication of which instrument the piece was originally intended for. However, all pieces set on the Alto or Baritone Saxophone in E \flat lists may be played on either of those instruments in the exam. Similarly, all pieces set on the Soprano or Tenor Saxophone in B \flat lists may be played on either of those instruments.

Pieces

Musicians learn to play an instrument to explore and perform repertoire, which is why pieces are at the core of the exam – candidates are asked to present three at each grade. The syllabus repertoire is organised into three lists that explore different traditions and styles, dating from the Renaissance period to the present day.

Choosing one piece from each list gives candidates the opportunity to play a balanced selection and demonstrate a range of skills. In this syllabus, the pieces are broadly grouped into lists by the characteristics of the music:

- List A pieces are generally faster moving and require technical agility (focus mostly on fingerwork and articulation)
- List B pieces are more lyrical and invite expressive playing (focus mostly on breath control/support and the sound made)
- List C pieces reflect a wide variety of musical traditions, styles and characters.

Most of the pieces require an accompaniment, as interacting with other musicians is an important musical skill, but there are also opportunities to choose solo pieces and develop confidence with unaccompanied playing.

We hope that by offering this variety in the syllabus, candidates will find inspiring music that they enjoy learning and performing.

Programme planning: Candidates must choose one piece from each of the three lists (A, B and C). In the exam, they should inform the examiner which pieces they are performing, and they are welcome to use the form on page 167 for this purpose.

Every effort has been made to feature a broad range of repertoire to suit and appeal to candidates of different ages, backgrounds and interests. Certain pieces may not be suitable for every candidate for technical reasons, other pieces may not be suitable because of wider context (historical, cultural, subject matter, lyrics if an arrangement of a song, etc.). Pieces should be carefully considered for their appropriateness to each individual, which may need consultation between teachers and parents/carers. Teachers and parents/carers should also exercise caution when allowing younger candidates to research pieces online: www.nspcc.org.uk/onlinesafety.

The repertoire lists are the same as for ABRSM Performance Grades. Candidates intending on taking both qualifications at the same grade may find their musical development benefits from preparing different pieces for each.

Accompaniment/Duets: A live piano or woodwind (where the option is listed) accompaniment is required for all pieces, except those that are published as studies or unaccompanied works.

At Grades 1 to 3, candidates may choose to perform a duet for some or all of their pieces. The pieces that are published as duets are marked **DUET** in the repertoire list and the candidate must play the part specified.

Some recorder duets are published with upper and lower parts for different recorders and these are marked **MIXED DUET** in the repertoire lists. Some bassoon duets and saxophone duets are published with optional upper or lower parts for a different bassoon or saxophone respectively. For further details see www.abrsm.org/syllabusclarifications.

Pieces that are published with both woodwind and piano accompaniment options are marked

DUET/PIANO in the repertoire list, and may be performed with either accompaniment in the exam.

Candidates must provide their own accompanist(s), who can only be in the exam room while accompanying. The candidate's teacher may accompany (examiners will not). If necessary, an accompanist may simplify any part of the accompaniment, as long as the result is musical. Recorded accompaniments are not allowed.

Solos: Unaccompanied solos are marked **SOLO** in the repertoire lists. Candidates are not required to play a solo in the exam, but may play up to two.

Exam music & editions: Wherever the syllabus includes an arrangement or transcription (appearing as 'arr.' or 'trans.' in the repertoire lists), the edition listed in the syllabus must be used in the exam. For all other pieces, editions are listed for guidance only and candidates may use any edition of their choice. This includes editions that are downloaded. Information on sourcing exam music is given on page 16.

Interpreting the score: Printed editorial suggestions such as fingering, metronome marks, realisation of ornaments, etc. do not need to be strictly observed. Whether the piece contains musical indications or not, candidates are encouraged to interpret the score in a musical and stylistic way. Examiners' marking will be determined by how control of pitch, time, tone, shape and performance contributes to the overall musical outcome.

Repeats: Unless the syllabus specifies differently, all da capo and dal segno indications must be followed but other repeats (including first-time bars) should not be played unless they are very short (i.e. a few bars).

Ossias: Where an ossia (alternative musical line or note) occurs in the music, candidates may play either option unless the syllabus specifies differently.

Cadenzas & tuttis: Cadenzas should not be played unless the syllabus specifies differently. Accompanists should cut lengthy orchestral tutti sections.

Performing from memory: Candidates may perform any of their pieces from memory; if doing so, they must make sure that a copy of the music is available for the examiner to refer to. No extra marks are awarded for playing from memory.

Page-turns: Examiners will be understanding if a page-turn causes a lack of continuity during a piece, and this will not affect the marking. Candidates may use an extra copy of the music or a photocopy of a section of the piece (but see 'Photocopies' below) to help with page-turns. Candidates at Grades 6 to 8 may bring a page-turner to the exam if there is no solution to a particularly awkward page-turn (prior permission is not required; the turner may be the candidate's teacher). Similarly, an accompanist for a Grade 6 to 8 exam is permitted to bring a page-turner to assist with turns in the piano part. Examiners are unable to help with page-turning.

Photocopies & downloads: Performing from unauthorised photocopies (or other kinds of copies) or illegal downloads of copyright music is not allowed. In the UK, copies may be used in certain limited circumstances - for full details, see the MPA's *Code of Fair Practice* at www.mpaonline.org.uk/mpa-guidelines. In all other cases, application should be made to the copyright holder before any copy is made, and evidence of permission should be brought to the exam.

Candidates and Applicants are expected to act within the law with regard to copyright. ABRSM may withhold the exam result where we have evidence of an illegal copy (or copies) being used.

Sourcing exam music: Exam music is available from music retailers and online, including at the ABRSM music shop: www.abrsm.org/shop. Every effort has been made to make sure that the publications listed will be available for the duration of the syllabus. We advise candidates to get their music well before the exam in case items are not kept in stock by retailers. Non-exam related questions about the music (e.g. editorial, availability) should be addressed to the relevant publisher: contact details are listed at www.abrsm.org/publishers.

Scales and arpeggios

Playing scales and arpeggios is important for building strong technical skills such as reliable finger movement and fluency. It also helps to develop tone, pitch and interval awareness, and familiarity with keys and their related patterns. This leads to greater confidence and security when sight-reading, learning new pieces and performing – from a score or from memory, as a solo musician or with others.

Memory: All requirements must be played from memory.

Range: All requirements must be played from the lowest possible tonic/starting note unless the syllabus specifies differently.* They must ascend and descend according to the specified range (and pattern).

Rhythm: All requirements must be played in even notes.

Patterns: Arpeggios and dominant sevenths are required in root position only. All dominant sevenths must finish by resolving on the tonic. Examples of scale/arpeggio etc. patterns specified in this syllabus are given on pages 19–22.

Articulation: Slurred requirements must be legato throughout. The choice of breathing place is left to the candidate's discretion, but the flow should be maintained as much as possible.

Transposing instruments: The naming of scales applies to the fingering, not the concert pitch; for example, D major for clarinet in B \flat will sound in C, not D.

In the exam: Examiners will usually ask for at least one of each scale/arpeggio (etc.) type. Where applicable, they will ask for majors followed by minors within each type and will also ask to hear a balance of articulations across the requests as a whole. When asking for requirements, examiners will specify:





- the key[†] (including minor form – harmonic *or* melodic – in the Grades 6 to 8 scales) or the starting note
- the articulation

Supporting publications: Books of the requirements are published for all woodwind instruments by ABRSM. Purchasing these books is not a requirement.

* Not including low B available to flutes with foot-joints.

† Where keys at Grades 6 to 8 are listed enharmonically – D \flat /C \sharp and A \flat /G \sharp – the examiner will use the flat spelling when asking for major keys and the sharp spelling for minor keys.

Speed: The following speeds are given as a general guide:

		Grade/Speed							
	pattern	1	2	3	4	5	6	7	8
Scales (including chromatic, extended-range & whole-tone)		♩ = 50	♩ = 56	♩ = 63	♩ = 72	♩ = 84	♩ = 96	♩ = 112	♩ = 132
Arpeggios (excluding extended-range)		♩ = 72	♩ = 84	♩ = 96	♩ = 108	♩ = 126	♩ = 48	♩ = 54	♩ = 63
Dominant & diminished 7ths; Extended-range arpeggios					♩ = 54	♩ = 63	♩ = 72	♩ = 80	♩ = 96
Scales in 3rds							♩ = 88	♩ = 100	♩ = 120

Sight-reading

Sight-reading is a valuable skill with many benefits. Learning to sight-read helps to develop quick recognition of keys, tonality and common rhythm patterns. Strong sight-reading skills make learning new pieces quicker and easier, and also help when making music with others, so that playing in an ensemble becomes more rewarding and enjoyable.

About the test: Candidates will be asked to play a short unaccompanied piece of music that they have not seen before. They will be given half a minute to look through and, if they wish, try out all or any part of the test before they are asked to play it for assessment.

Parameters: The tables on pages 23–24 show the elements that are introduced at each grade.

Supporting publications: For practice purposes, sample sight-reading tests are published by ABRSM. Purchasing these books is not a requirement.

Blind or partially-sighted candidates: Blind or partially-sighted candidates may choose an alternative test (Braille memory or Aural repetition) in place of the standard test, if requested at the time of booking the exam. Further information is available at www.abrsm.org/specificneeds.

Aural tests

Listening lies at the heart of music-making and the ability to hear how music works helps with all aspects of musical development. Aural skills help with gauging the sound and balance of playing, keeping in time and playing with a sense of rhythm and pulse. These skills also help to develop a sense of pitch, musical memory and the ability to spot mistakes.

About the test: The requirements are the same for all woodwind instruments. Full details of the Aural tests are given on pages 143–150.

Supporting publications: For practice purposes, sample Aural tests are published by ABRSM. Examples of the tests are given in *Specimen Aural Tests* and *Aural Training in Practice*. Purchasing these books is not a requirement.

Deaf or hearing-impaired candidates: Deaf or hearing-impaired candidates may choose alternative tests in place of the standard tests, if requested at the time of booking the exam. Further information, including the syllabus for the alternative tests, is available at www.abrsm.org/specificneeds.

Scale and arpeggio patterns

The examples on the following pages clarify patterns and ranges found in this syllabus. Reference should be made to the appropriate syllabus pages for the full requirements for each instrument.

All instruments

Scales and arpeggios

one octave and down to the dominant (*recorder only*)



to a twelfth (and similarly, two and a half octaves)



Scales in thirds

one octave (and similarly, two or three octaves)



Bassoon: ending for Bb major



to a twelfth



Treble recorder: ending for F major



Chromatic scales

to a twelfth (and similarly, two and a half octaves)



Dominant sevenths (resolving on tonic)

one octave (and similarly, two or three octaves)



to a twelfth (and similarly, two and a half octaves)







Diminished sevenths

to a twelfth (and similarly, two and a half octaves)



Sight-reading parameters

The following tables show the elements that are introduced at each grade. These parameters are presented cumulatively, i.e. once introduced they apply for all later grades (gradually progressing in difficulty). See also page 18.

	Length (bars)	Time	Other features that may be included
Grade 1	4	4/4	<ul style="list-style-type: none"> •  note values; ζ rests • notes tongued or with simple two-note slurs
		3/4	
	6	2/4	<ul style="list-style-type: none"> • dynamics <ul style="list-style-type: none"> • recorders: <i>mf</i> only • others: <i>f</i> and <i>mf</i>
Grade 2	8		<ul style="list-style-type: none"> •  and  patterns; — rests • tied notes • staccato • dynamics <ul style="list-style-type: none"> • recorders: as Grade 1 • others: <i>mp</i> and <i>cresc.</i> hairpin
Grade 3		3/8	<ul style="list-style-type: none"> • accidentals (within minor keys only) • ; simple semiquaver patterns; γ rests • accents • dynamics <ul style="list-style-type: none"> • recorders: <i>p</i> • others: <i>p</i> and <i>dim.</i> hairpin
Grade 4	c. 8	6/8	<ul style="list-style-type: none"> • chromatic notes • anacrusis • tenuto • pause sign • dynamics <ul style="list-style-type: none"> • recorders: <i>f</i> and <i>mp</i> • others: as Grade 3
Grade 5	c. 8–16		<ul style="list-style-type: none"> • simple syncopation • slowing of tempo at end • dynamics <ul style="list-style-type: none"> • recorders: <i>cresc.</i> and <i>dim.</i> hairpins • others: <i>ff</i> and <i>pp</i>
Grade 6	c. 12–16	9/8	<ul style="list-style-type: none"> • changes of time signature • triplet patterns • slowing of tempo followed by <i>a tempo</i> • <i>Flute, Clarinet & Saxophone</i>: <i>swung</i> style • <i>Bassoon</i>: tenor clef
		5/8	
		5/4	
Grade 7	c. 16–20	7/8 7/4	
Grade 8	c. 16–24	12/8	<ul style="list-style-type: none"> • triplet crotchets • acceleration of tempo • simple ornaments • Recorder: <i>ff</i> and <i>pp</i> • <i>Flute</i>: 8va sign

Aural test requirements

Included in all Practical Music graded exams*

Listening lies at the heart of all good music-making. Developing aural awareness is fundamental to musical training because having a 'musical ear' impacts on all aspects of musicianship. Singing, both silently in the head and out loud, is one of the best ways to develop the 'musical ear'. It connects the internal imagining of sound, the 'inner ear', with the external creation of it, without the necessity of mechanically having to 'find the note' on an instrument (important though that connection is). By integrating aural activities in imaginative ways in the lesson, preparation for the Aural tests within an exam will be a natural extension of what is already an essential part of the learning experience.

In the exam

Aural tests are an integral part of all Practical Music graded exams.

The tests are given by the examiner from the piano. For any test that requires a sung response, pitch rather than vocal quality is being assessed. The examiner will be happy to adapt to the vocal range of the candidate, whose responses may be sung to any vowel (or consonant followed by a vowel), hummed or whistled (and at a different octave, if appropriate).

The information on pages 144-150 sets out the tasks that candidates will be asked to complete in the exam.

Assessment

Some tests allow for a second attempt or for an additional playing by the examiner, if necessary. The examiner will also be ready to prompt, where helpful, although this may affect the assessment.

Marks are not awarded for each individual test or deducted for mistakes; instead they reflect the candidate's overall response in this section. The marking criteria for the Aural tests are given on page 158.

Supporting publications

For practice purposes, sample Aural tests are published by ABRSM. Examples of the tests for Grades Initial to 8 are given in *Specimen Aural Tests*. More examples for Grades 1 to 8 are given in *Aural Training in Practice*. Purchasing these books is not a requirement.

Deaf or hearing-impaired candidates

Deaf or hearing-impaired candidates may choose alternative tests in place of the standard tests, if requested at the time of booking the exam. Further information, including the syllabus for the alternative tests, is available at www.abrsm.org/specificneeds.

* A different set of tests apply to Jazz and Singing for Musical Theatre exams

GRADE 4

- A To sing or play from memory a melody played twice by the examiner.** The melody will be within the range of an octave, in a major or minor key with up to three sharps or flats. First the examiner will play the key-chord and the starting note and then count in two bars. (If the candidate chooses to play, the examiner will also name the key-chord and the starting note, as appropriate for the instrument. This option is only available to instruments pitched in C, B \flat , E \flat or F.) If necessary, the examiner will play the melody again and allow a second attempt (although this may affect the assessment).
- B To sing five notes from score in free time.** The candidate may choose to sing from treble or bass clef. The notes will be within the range of a third above and below the tonic in the key of C, F or G major. The test will begin and end on the tonic and will not contain intervals greater than a third. First the examiner will name and play the key-chord and the starting note. If necessary, the examiner will help the candidate by playing and identifying the correct note if any note is sung at the wrong pitch.
- C (i) To answer questions about two features of a piece played by the examiner.** Before playing, the examiner will tell the candidate which two features the questions will be about. The first will be *one* of the following: dynamics, articulation, tempo, tonality; the second will be character.
- (ii) To clap the rhythm of the notes in an extract from the same piece, and to identify whether it is in two time, three time or four time.** The examiner will play the extract twice (unharmonised), after which the candidate should clap back the rhythm. The examiner will then ask whether the music is in two time, three time or four time. The candidate is *not* required to state the time signature.

Marking criteria

Grades Initial to 8	Pieces <i>Pitch</i>	<i>Time</i>	<i>Tone</i>	<i>Shape</i>	<i>Performance</i>
Distinction 27-30	<ul style="list-style-type: none"> ● Highly accurate notes and intonation 	<ul style="list-style-type: none"> ● Fluent, with flexibility where appropriate ● Rhythmic character well conveyed 	<ul style="list-style-type: none"> ● Well projected ● Sensitive use of tonal qualities 	<ul style="list-style-type: none"> ● Expressive, idiomatic musical shaping and detail 	<ul style="list-style-type: none"> ● Assured ● Fully committed ● Vivid communication of character and style
Merit 24-26	<ul style="list-style-type: none"> ● Largely accurate notes and intonation 	<ul style="list-style-type: none"> ● Sustained, effective tempo ● Good sense of rhythm 	<ul style="list-style-type: none"> ● Mainly controlled and consistent ● Good tonal awareness 	<ul style="list-style-type: none"> ● Clear musical shaping, well-realised detail 	<ul style="list-style-type: none"> ● Positive ● Carrying musical conviction ● Character and style communicated
Pass 20-23	<ul style="list-style-type: none"> ● Generally correct notes ● Sufficiently reliable intonation to maintain tonality 	<ul style="list-style-type: none"> ● Suitable tempo ● Generally stable pulse ● Overall rhythmic accuracy 	<ul style="list-style-type: none"> ● Generally reliable ● Adequate tonal awareness 	<ul style="list-style-type: none"> ● Some realisation of musical shape and/or detail 	<ul style="list-style-type: none"> ● Generally secure, prompt recovery from slips ● Some musical involvement
Below Pass 17-19	<ul style="list-style-type: none"> ● Frequent note errors ● Insufficiently reliable intonation to maintain tonality 	<ul style="list-style-type: none"> ● Unsuitable and/or uncontrolled tempo ● Irregular pulse ● Inaccurate rhythm 	<ul style="list-style-type: none"> ● Uneven and/or unreliable ● Inadequate tonal awareness 	<ul style="list-style-type: none"> ● Musical shape and detail insufficiently conveyed 	<ul style="list-style-type: none"> ● Insecure, inadequate recovery from slips ● Insufficient musical involvement
13-16	<ul style="list-style-type: none"> ● Largely inaccurate notes and/or intonation 	<ul style="list-style-type: none"> ● Erratic tempo and/or pulse 	<ul style="list-style-type: none"> ● Serious lack of tonal control 	<ul style="list-style-type: none"> ● Musical shape and detail largely unrealised 	<ul style="list-style-type: none"> ● Lacking continuity ● No musical involvement
10-12	<ul style="list-style-type: none"> ● Highly inaccurate notes and/or intonation 	<ul style="list-style-type: none"> ● Incoherent tempo and/or pulse 	<ul style="list-style-type: none"> ● No tonal control 	<ul style="list-style-type: none"> ● No shape or detail 	<ul style="list-style-type: none"> ● Unable to continue for more than a short section
0	<ul style="list-style-type: none"> ● No work offered 	<ul style="list-style-type: none"> ● No work offered 	<ul style="list-style-type: none"> ● No work offered 	<ul style="list-style-type: none"> ● No work offered 	<ul style="list-style-type: none"> ● No work offered

Grades Initial to 8	Scales and arpeggios	Sight-reading
Distinction 19–21	<ul style="list-style-type: none"> ● Highly accurate notes/pitch ● Fluent and rhythmic ● Musically shaped ● Confident response 	<ul style="list-style-type: none"> ● Fluent, rhythmically accurate ● Accurate notes/pitch/key ● Musical detail realised ● Confident presentation
Merit 17–18	<ul style="list-style-type: none"> ● Largely accurate notes/pitch ● Mostly regular flow ● Mainly even tone ● Secure response 	<ul style="list-style-type: none"> ● Adequate tempo, usually steady pulse ● Mainly correct rhythm ● Largely correct notes/pitch/key ● Largely secure presentation
Pass 14–16	<ul style="list-style-type: none"> ● Generally correct notes/pitch, despite errors ● Continuity generally maintained ● Generally reliable tone ● Cautious response 	<ul style="list-style-type: none"> ● Continuity generally maintained ● Note values mostly realised ● Pitch outlines in place, despite errors ● Cautious presentation
Below Pass 11–13	<ul style="list-style-type: none"> ● Frequent errors in notes and/or pitch ● Lacking continuity and/or some items incomplete ● Unreliable tone ● Uncertain response and/or some items not attempted 	<ul style="list-style-type: none"> ● Lacking overall continuity ● Incorrect note values ● Very approximate notes/pitch/key ● Insecure presentation
7–10	<ul style="list-style-type: none"> ● Very approximate notes and/or pitch ● Sporadic and/or frequently incomplete ● Serious lack of tonal control ● Very uncertain response and/or several items not attempted 	<ul style="list-style-type: none"> ● No continuity or incomplete ● Note values unrealised ● Pitch outlines absent ● Very uncertain presentation
0	<ul style="list-style-type: none"> ● No work offered 	<ul style="list-style-type: none"> ● No work offered

Grades Initial to 8	Aural tests
Distinction 17–18	<ul style="list-style-type: none"> ● Accurate throughout ● Musically perceptive ● Confident response
Merit 15–16	<ul style="list-style-type: none"> ● Strengths significantly outweigh weaknesses ● Musically aware ● Secure response
Pass 12–14	<ul style="list-style-type: none"> ● Strengths just outweigh weaknesses ● Cautious response
Below Pass 9–11	<ul style="list-style-type: none"> ● Weaknesses outweigh strengths ● Uncertain response
6–8	<ul style="list-style-type: none"> ● Inaccuracy throughout ● Vague response
0	<ul style="list-style-type: none"> ● No work offered

Exam programme & running order

Name _____

Subject _____ Grade _____

Please write details of the items you are performing in your exam in the order you are presenting them and hand this slip to the examiner. Best wishes for an enjoyable and successful exam!

Year of syllabus _____

List *	Number	Composer	Title

Singers only: unaccompanied traditional song: _____

Percussion (Combined) only: technical requirements on: _____

*Leave blank for Snare Drum, Timpani and Tuned Percussion